

PACKAGE DIMENSIONS

SC59-3L, SOT23-6L, SOT223-4L

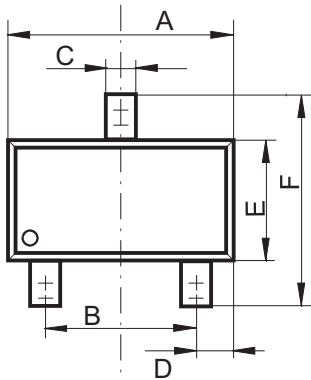
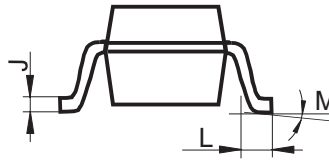
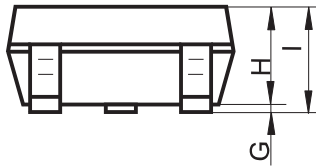


iC-Haus Application Guide

More Package Info

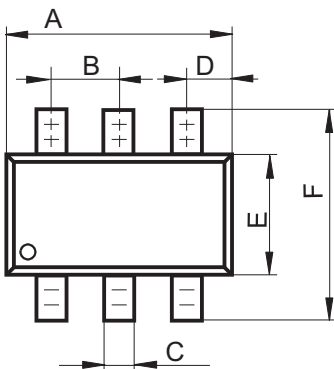
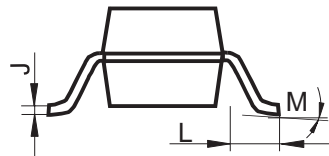
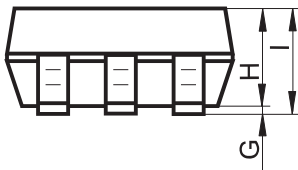
Release A1, Page 1/2

SC59-3L



[mm]		
	Min.	Max.
A	2.80	3.00
B	1.90 BSC	
C	0.35	0.50
D	0.5	
E	1.50	1.70
F	2.60	3.00
G	0.05	0.15
H	1.15	1.25
I	1.20	1.40
J	0.09	0.25
K	-	
L	0.35	0.55
M	0 DEG	8 DEG

SOT23-6L



[mm]		
	Min.	Max.
A	2.90	
B	0.95	
C	0.35	0.50
D	0.55	
E	1.60	
F	2.80	
G	0.05	0.15
H	0.90	1.30
I	1.20	1.40
J	0.08	0.22
K	-	
L	0.35	0.55
M	0 DEG	8 DEG

PACKAGE DIMENSIONS

SC59-3L, SOT23-6L, SOT223-4L

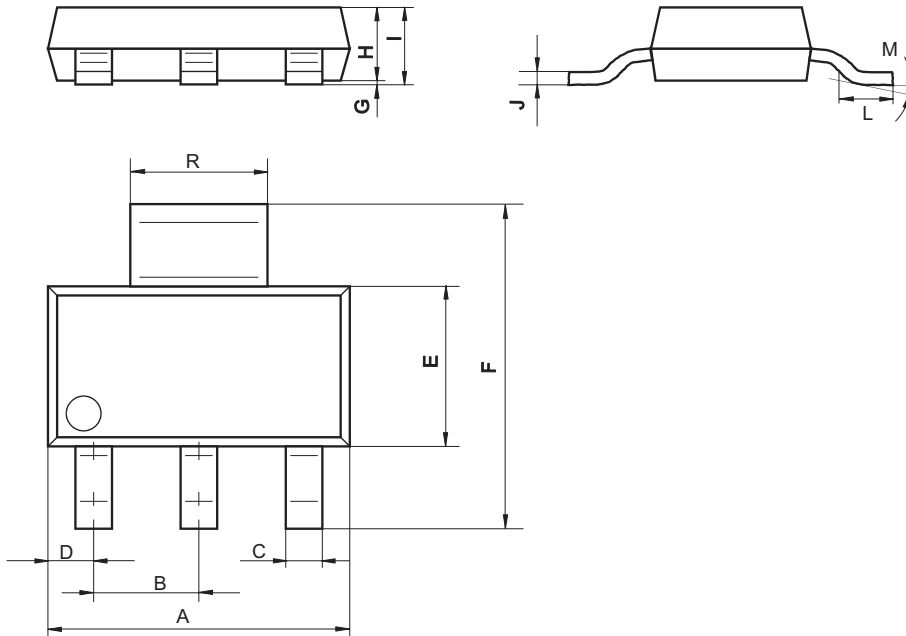


iC-Haus Application Guide

More Package Info

Release A1, Page 2/2

SOT223-4L



[mm]		
	Min.	Max.
A	6.30	6.70
B	2.30 BSC	
C	0.66	0.84
D	1.00	
E	3.30	3.70
F	6.70	7.30
G	0.02	0.10
H	1.55	1.65
I	1.57	1.75
J	0.23	0.33
K	-	
L	0.90	-
M	0 DEG	8 DEG
R	2.90	3.10

For additional information on component handling, preconditioning and soldering conditions, refer to the relevant iC-Haus customer information files, available separately.