

# PACKAGE DIMENSIONS

PLCC44, PLCC52, PLCC68, PLCC84

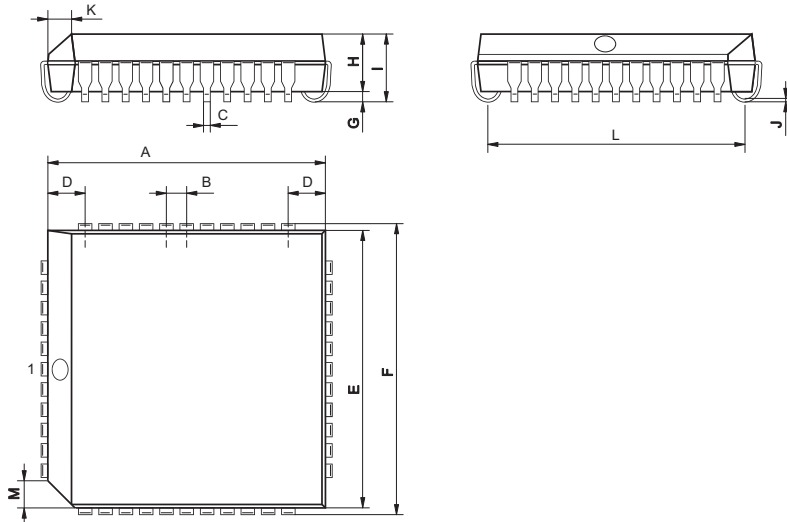


iC-Haus Application Guide

More Package Info

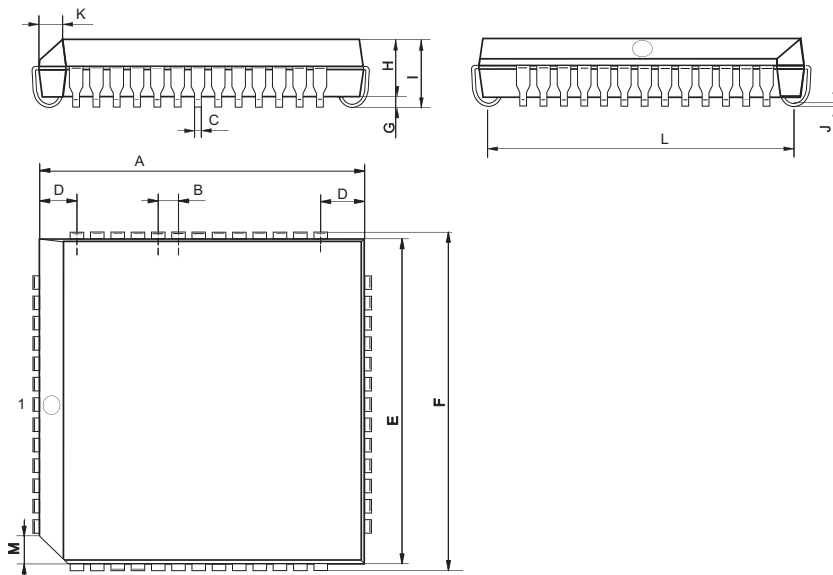
Release A1, Page 1/2

## PLCC44



[mm]		
	Min.	Max.
A	16.510	16.662
B	1.27 BSC	
C	0.331	0.533
D	1.90	1.981
E	16.510	16.662
F	17.399	17.653
G	0.508	-
H	3.69	4.06
I	4.191	4.572
J	0.191	0.318
K	1.067	1.422
L	14.753	16.205
M	1.067	1.219

## PLCC52



[mm]		
	Min.	Max.
A	19.05	19.152
B	1.27 BSC	
C	0.330	0.533
D	1.905	1.956
E	19.05	19.152
F	19.939	20.193
G	0.508	-
H	3.759	3.9624
I	4.191	4.572
J	0.254	
K	1.067	1.422
L	17.526	18.542
M	1.067	1.219

# PACKAGE DIMENSIONS

PLCC44, PLCC52, PLCC68, PLCC84

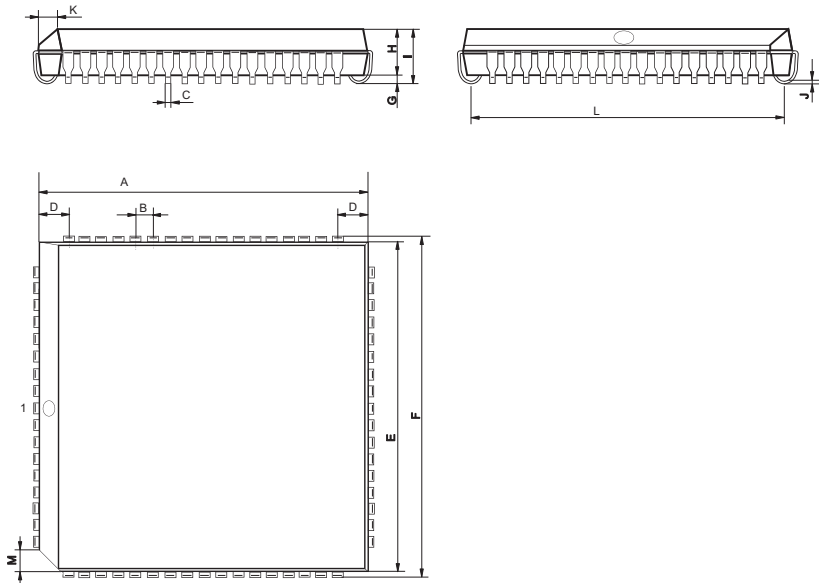


iC-Haus Application Guide

More Package Info

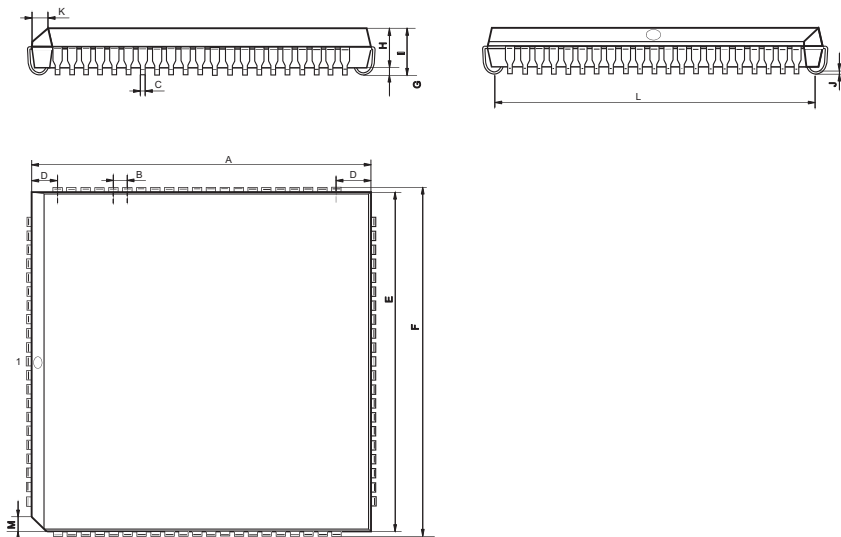
Release A1, Page 2/2

## PLCC68



[mm]		
	Min.	Max.
A	24.130	24.333
B	1.27 BSC	
C	0.331	0.533
D	2.465	2.567
E	24.13	24.333
F	25.019	25.147
G	0.508	-
H	3.69	4.06
I	4.191	4.572
J	0.191	0.318
K	1.067	1.422
L	22.403	23.825
M	1.067	1.219

## PLCC84



[mm]		
	Min.	Max.
A	29.210	29.362
B	1.27 BSC	
C	0.330	0.533
D	1.905	1.981
E	29.210	29.362
F	30.099	30.353
G	0.508	
H	3.683	3.9116
I	4.191	4.572
J	0.203	
K	1.067	1.422
L	27.686	28.702
M	1.067	1.219

For additional information on component handling, preconditioning and soldering conditions, refer to the relevant iC-Haus customer information files, available separately.