

# iC-PD Series optoBGA LSH2C

## PHOTOSENSOR PACKAGE SPECIFICATION

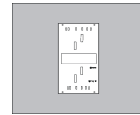
preliminary



Rev. B1, Page 1/4

### ORDERING INFORMATION

Type	Package	Options	Order Designation
iC-PD...	oBGA LSH2C	glass lid	iC-PD... oBGA LSH2C

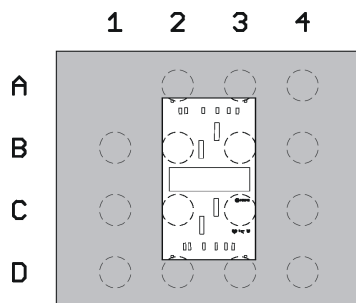


6.2 mm x 5.2 mm  
RoHS compliant

### PIN CONFIGURATION

### PIN FUNCTIONS

(top view)



No.	Name	Function
A2		
A3		
A4		
B1		
B2		
B3		
B4		
C1		
C2		
C3		
C4		
D1		
D2		
D3		
D4		

For pinout information please refer to the relevant IC data sheets.

### ABSOLUTE MAXIMUM RATINGS

Item	Symbol	Parameter	Conditions	Fig.				Unit
					Min.	Typ.	Max.	
TG1	Ta	Operating Ambient Temperature Range (extended temperature range on request)			-40		110	°C
TG2	Ts	Storage Temperature Range			-40		110	°C
TG3	Tpk	Reflow Soldering Peak Temperature	tpk < 20 s, convection reflow tpk < 20 s, vapour phase  TOL (time on label) 8 h; please refer to customer information file No. 7 for details				245 230	°C °C

# iC-PD Series optoBGA LSH2C

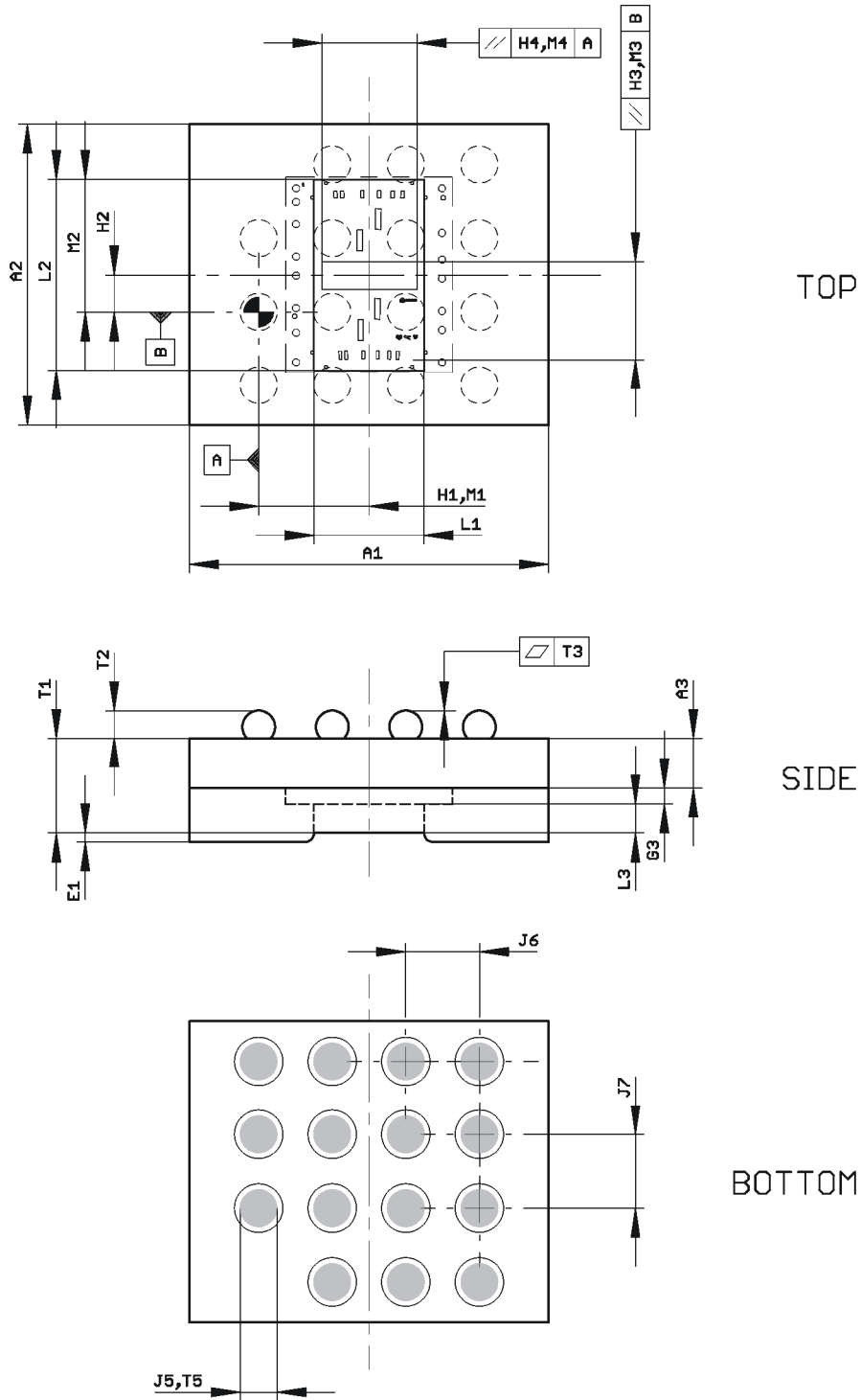
## PHOTOSENSOR PACKAGE SPECIFICATION

preliminary



Rev. B1, Page 2/4

### PHYSICAL DIMENSIONS



# iC-PD Series optoBGA LSH2C

## PHOTOSENSOR PACKAGE SPECIFICATION

preliminary



Rev. B1, Page 3/4

### DIMENSION TABLE

Item	Parameter	Conditions					Unit
			Min.	Typ.	Max.	Tolerance	
	<b>Substrate</b>						
A1	Outline X			6.20		±0.10	mm
A2	Outline Y			5.20		±0.10	mm
A3	Substrate Thickness	bottom package to bottom die		0.87			mm
	<b>Chip Placement</b>						
G3	Chip Thickness			0.40			mm
H1	Sensor Array Position vs. Bottom Metal X	center of array		1.905		±0.15	mm
H2	Sensor Array Position vs. Bottom Metal Y	referenced to radius of chip center (G4)		0.635		±0.15	mm
H3 H4	Parallelism Sensor Array vs. Bottom Metal				0.1		mm
	<b>Bottom Metal Pattern</b>						
J5	Lead Diameter			0.635		±0.03	mm
J6	Lead Pitch X (or Lead-Lead Distance X)			1.27			mm
J7	Lead Pitch Y (or Lead-Lead Distance Y)			1.27			mm
	<b>Glass/Reticle Cover</b>						
L1	Glass/Reticle Size X			1.90			mm
L2	Glass/Reticle Size Y			3.24			mm
L3	Glass/Reticle Thickness			0.40			mm
M1	Glass/Reticle Position vs. Bottom Metal X			1.905			mm
M2	Glass/Reticle Position vs. Bottom Metal Y			2.285			mm
M3 M4	Parallelism Reticle-Pattern vs. Bottom Metal				0.15		mm
	<b>Encapsulation</b>						
E1	Coating Excess	surface glass to surface coating			0.05		mm
	<b>Thickness Specifications</b>						
T1	Overall Thickness	bottom substrate to top of glass	1.55	1.70	1.85		mm
T2	Solder Ball Height	drawing not to scale	0.40		0.54		mm
T3	Solder Ball Coplanarity					±0.05	mm
T5	Solder Ball Diameter			0.635			mm

# iC-PD Series optoBGA LSH2C

## PHOTOSENSOR PACKAGE SPECIFICATION

preliminary



Rev. B1, Page 4/4

### REVISION HISTORY

Rev	Notes	Pages affected
A1	Initial version	
B1	Dimension Table: items G3, L2, L3, T1, T2 changed; Disclaimer updated	3, 4

### GENERAL HANDLING INSTRUCTIONS

After opening the dry pack, devices must be mounted within 8 hours (in factory conditions of maximum 30°C / 60% RH) or must be stored at <10% RH. Devices require baking before mounting if the Humidity Indicator Card shows >10% when read at 23°C ±5°C or if the conditions mentioned above are not met. Devices may be baked for 72 hours at 100°C using high-temperature device containers (trays).

#### Samples

Samples may not be subject for dry pack delivery, and, in that case, are not intended for reflow soldering.

iC-Haus expressly reserves the right to change its products and/or specifications. An info letter gives details as to any amendments and additions made to the relevant current specifications on our internet website [www.ichaus.com/infoletter](http://www.ichaus.com/infoletter); this letter is generated automatically and shall be sent to registered users by email.

Copying – even as an excerpt – is only permitted with iC-Haus' approval in writing and precise reference to source.

iC-Haus does not warrant the accuracy, completeness or timeliness of the specification and does not assume liability for any errors or omissions in these materials.

The data specified is intended solely for the purpose of product description. No representations or warranties, either express or implied, of merchantability, fitness for a particular purpose or of any other nature are made hereunder with respect to information/specification or the products to which information refers and no guarantee with respect to compliance to the intended use is given. In particular, this also applies to the stated possible applications or areas of applications of the product.

iC-Haus conveys no patent, copyright, mask work right or other trade mark right to this product. iC-Haus assumes no liability for any patent and/or other trade mark rights of a third party resulting from processing or handling of the product and/or any other use of the product.