

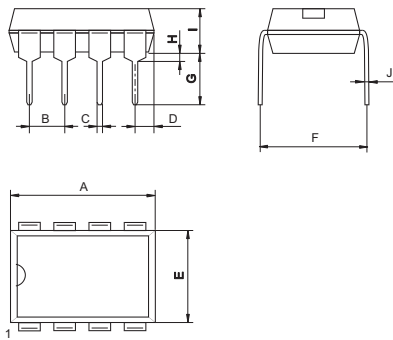
PACKAGE DIMENSIONS

PDIP8, PDIP20, PDIP22, PDIP28



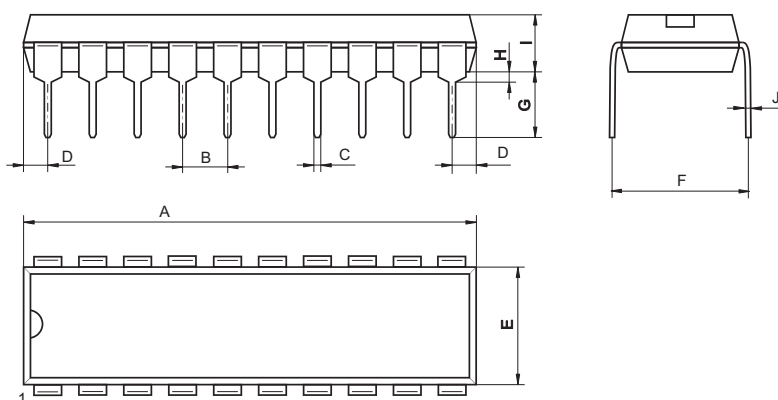
Release A1, Page 1/2

PDIP8



[mm]		
	Min.	Max.
A	9.52	
B	2.54	
C	0.46	
D	0.96 REF	
E	6.35	
F	8.13	9.40
G	3.56	4.20
H	0.38	1.02
I	3.30	
J	0.25	

PDIP20



[mm]		
	Min.	Max.
A	25.91	
B	2.54	
C	0.46	
D	1.52 REF	
E	6.35	
F	8.13	9.40
G	3.56	4.20
H	0.38	1.02
I	3.30	
J	0.25	

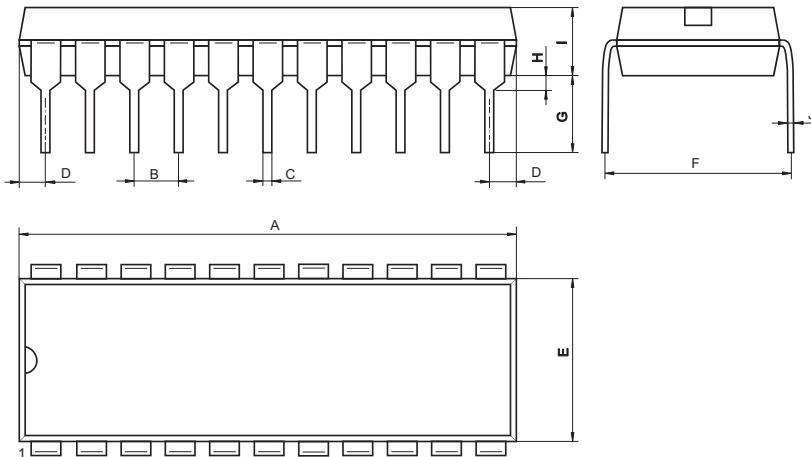
PACKAGE DIMENSIONS

PDIP8, PDIP20, PDIP22, PDIP28



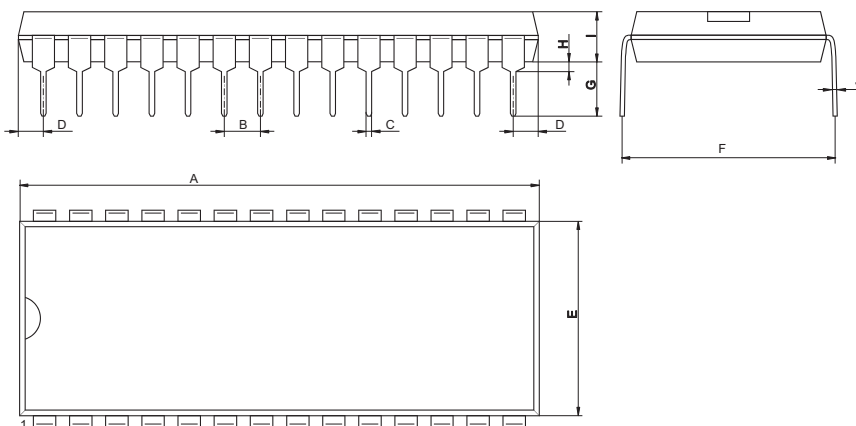
Release A1, Page 2/2

PDIP22



[mm]		
	Min.	Max.
A	27.69	27.94
B	2.54 BSC	
C	0.36	0.56
D	1.02	1.4
E	8.38	8.89
F	10.67	12.19
G	3.56	4.32
H	0.51	1.14
I	3.81	
J	0.23	0.30

PDIP28



[mm]		
	Min.	Max.
A	36.7	36.96
B	2.54 BSC	
C	0.38	0.56
D	1.78	2.03
E	13.46	13.97
F	15.24	17.02
G	3.56	4.32
H	0.38	1.14
I	3.81	
J	0.2	0.3

For additional information on component handling, preconditioning and soldering conditions, refer to the relevant iC-Haus customer information files, available separately.