

MAGNETIC LINEAR / ROTARY ENCODER

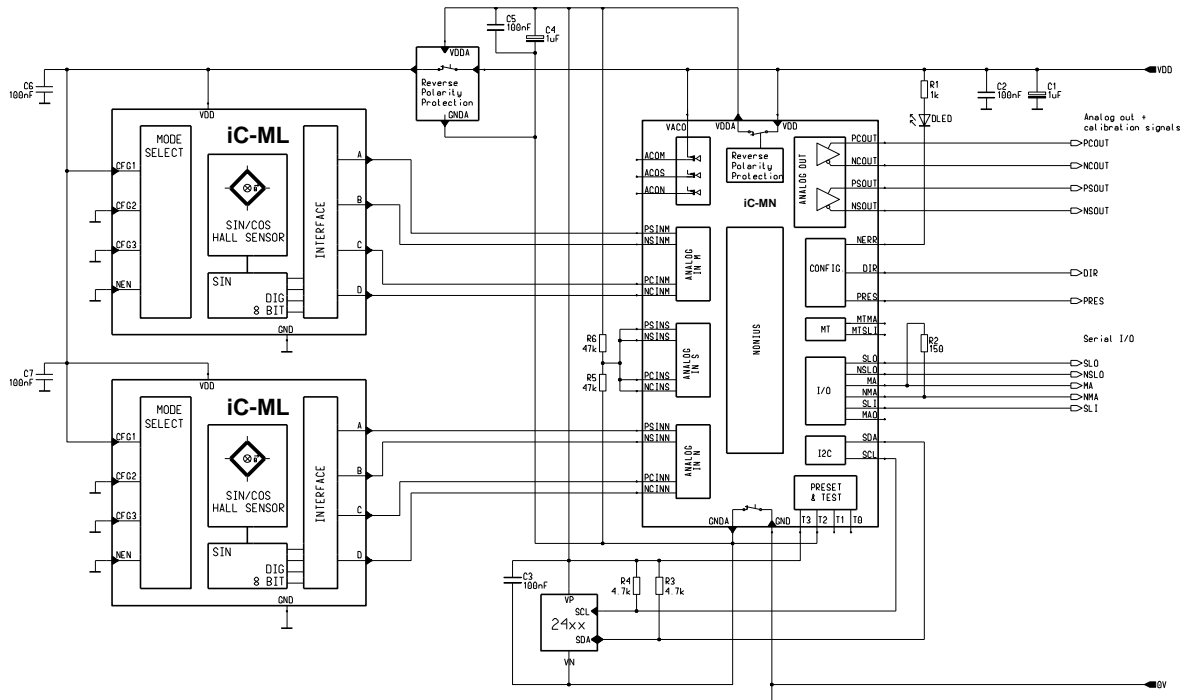


Figure 2: Application circuit of iC-MN with two iC-ML for magnetic linear / rotary encoders based on Hall sensors featuring 2-channel nonius interpolation.

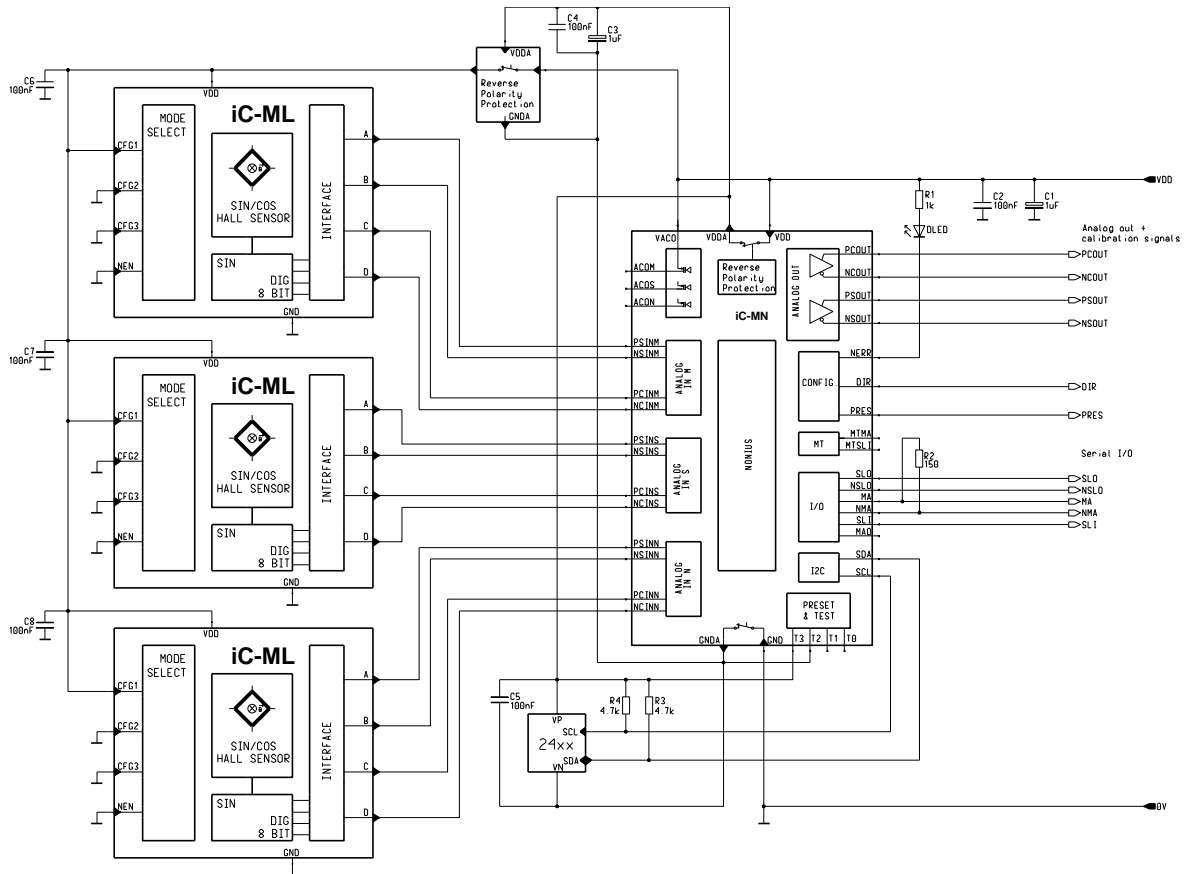


Figure 3: Application circuit of iC-MN with three iC-ML for magnetic linear / rotary encoders based on Hall sensors featuring 3-channel nonius interpolation.

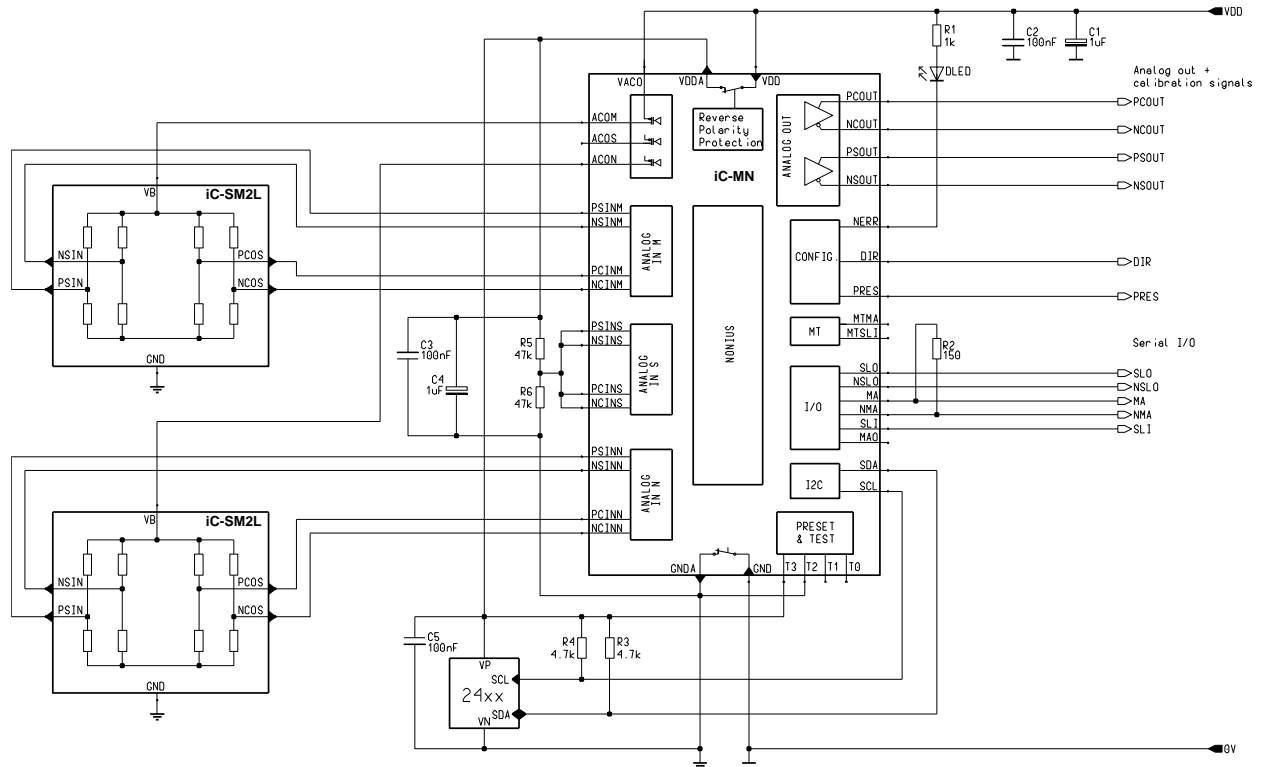


Figure 4: Application circuit of iC-MN with two iC-SM2L (similar iC-SM5L) for magnetic linear / rotary encoders based on magnetoresistive sensors featuring 2-channel nonius.

iC-MN AN5

APPLICATION CIRCUIT EXAMPLES



Rev A3, Page 6/6

ADDITIONAL APPLICATION HINTS

To protect the EEPROM against a reversed power supply voltage it is connected to the integrated supply switch (pins VDDA and GNDA). The EEPROM specifications and absolute maximum ratings should comply to the pin voltages of VDDA, SCL and SDA during startup and operation. A protective circuit may be advisable depending on the EEPROM model.

REVISION HISTORY

Rev	Notes	Pages affected
A1	Initial version	
A2	Added 'ADDITIONAL APPLICATION HINTS'	6
A3	Figure 1: R3 and R4 added	1

iC-Haus expressly reserves the right to change its products and/or specifications. An info letter gives details as to any amendments and additions made to the relevant current specifications on our internet website www.ichaus.de/infoletter; this letter is generated automatically and shall be sent to registered users by email.

Copying – even as an excerpt – is only permitted with iC-Haus' approval in writing and precise reference to source.

iC-Haus does not warrant the accuracy, completeness or timeliness of the specification and does not assume liability for any errors or omissions in these materials.

The data specified is intended solely for the purpose of product description. No representations or warranties, either express or implied, of merchantability, fitness for a particular purpose or of any other nature are made hereunder with respect to information/specification or the products to which information refers and no guarantee with respect to compliance to the intended use is given. In particular, this also applies to the stated possible applications or areas of applications of the product.

iC-Haus conveys no patent, copyright, mask work right or other trade mark right to this product. iC-Haus assumes no liability for any patent and/or other trade mark rights of a third party resulting from processing or handling of the product and/or any other use of the product.

As a general rule our developments, IPs, principle circuitry and range of Integrated Circuits are suitable and specifically designed for appropriate use in technical applications, such as in devices, systems and any kind of technical equipment, in so far as they do not infringe existing patent rights. In principle the range of use is limitless in a technical sense and refers to the products listed in the inventory of goods compiled for the 2008 and following export trade statistics issued annually by the Bureau of Statistics in Wiesbaden, for example, or to any product in the product catalogue published for the 2007 and following exhibitions in Hanover (Hannover-Messe).

We understand suitable application of our published designs to be state-of-the-art technology which can no longer be classed as inventive under the stipulations of patent law. Our explicit application notes are to be treated only as mere examples of the many possible and extremely advantageous uses our products can be put to.